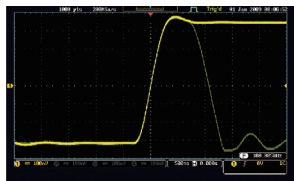


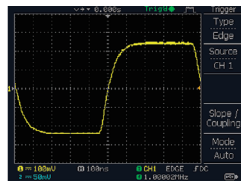
1GS/s Digital Storage Oscilloscopes

- DCS-2074E (1GS/s 4ch 70MHz)
- DCS-2104E (1GS/s 4ch 100MHz)
- DCS-2204E (1GS/s 4ch 200MHz)
- DCS-2072E (1GS/s 2ch 70MHz)
- DCS-2102E (1GS/s 2ch 100MHz)
- DCS-2202E (1GS/s 2ch 200MHz)

- 200MHz/100MHz/70MHz Digital Storage Oscilloscope
- Waveform update rate up to 120,000wfms/s

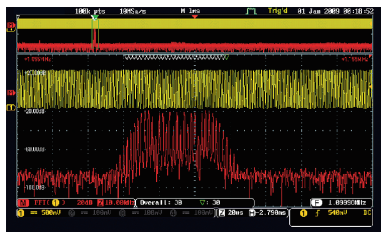


120,000wfms/s

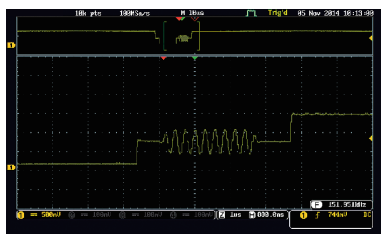


500wfms/s

- 256 color gradient 8inches WVGA display
- 10M memory depth per channel independently
- 1M FFT mathematical sampling analysis mode



- Zoom In/Play and Pause Function



- Diversified Trigger Functions
- X-Y Mode Display
- Go-NoGo function
- Data Log Function
- Digital Filter Function
- 36 Measurement Parameter Selections

DCS-2000E Series

8" TFT WVGA color display



Specifications

	DCS-2072E	DCS-2074E	DCS-2102E	DCS-2104E	DCS-2202E	DCS-2204E
Vertical						
Channels	DCS-2xx4E : 4ch , DCS-2XX2E : 2ch+EXT					
Bandwidth	DC ~ 70MHz		DC ~ 100MHz		DC ~ 200MHz	
Resolution	8 bits : 1mV~10V					
Input Impedance	1MΩ // 16pF					
DC Gain Accuracy	1mV: ±5% full scale, >2mV: ±3% full scale					
Waveform Signal Process	+, -, X, +, FFT, FFTrms, User Defined Expression FFT: Spectral magnitude. Set FFT Vertical Scale to Linear RMS or dBV RMS, and FFT Window to Rectangular, Hamming, Hanning, or Blackman-Harris					
Trigger						
Source	CH1, CH2, CH3*, CH4*, Line, EXT** *four channel models only. **two channel models only.					
Trigger Type	Edge, Pulse Width(Glitch), Video, Pulse Runt, Rise & Fall(Slope), Timeout, Alternate, Event-Delay(1~65535 events), Time-Delay(Duration, 4nS~10S), Bus					
Coupling	AC, DC, LF re., Hf re., Noise rej.					
Sensitivity	1 div					
External Trigger						
Range	±15V					
Sensitivity	DC ~ 100MHz Approx. 100mV 100MHz ~ 200MHz Approx. 150mV					
Horizontal						
Time base Range	1ns/div ~ 100s/div (1-2-5 increments) ROLL: 100ms/div ~ 100s/div					
Pre-trigger	10 div maximum					
Post-trigger	2,000,000 div maximum.					
Real Time Sample Rate	1GS/s max.					
Record Length	Max. 10Mpts					
Acquisition Mode	Normal, Average, Peak Detect, Single					
Peak Detection	2nS (typical)					
Average	selectable from 2 to 256					
X-Y Mode						
X-Axis Input	Channel 1; Channel 3*		*four channel models only			
Y-Axis Input	Channel 2; Channel 4*		*four channel models only			
Phase Shift	±3° at 100kHz					
Cursors and Measurement						
Cursors	Amplitude, Time, Gating available; Unit: Seconds(s), Hz(1/s), Phase(degree), Ration(%)					
Automatic Measurement	36 sets: Pk-Pk, Max, Min, Amplitude, High, Low, Mean, Cycle Mean, RMS, Cycle RMS, Area, Cycle Area, ROVShoot, FOVShoot, RPREShoot, FPRESShoot, Frequency, Period, RiseTime, FallTime, +Width, -Width, Duty Cycle, +Pulses, -Pulses, +Edges, -Edges, FRF, FRF, FFR, FFF, LRR, LRF, LFR, LFF, Phase					
Control Panel Function						
Autoset	Single-button, automatic setup of all channels for vertical, horizontal and trigger systems, with undo Autoset					
Save Setup	20set					
Save Waveform	24set					
Display						
TFT LCD Type	8" TFT WVGA color display 800 horizontal x 480 vertical pixels (WVGA)					
Waveform Update Rate	120,000 waveforms per second, maximum					
Interface						
USB Port	USB 2.0 High-speed host port X1, USB High-speed 2.0 device port X1					
Ethernet Port (LAN)	RJ-45 connector, 10/100Mbps with HP Auto-MDIX (4ch Model Only)					
General						
Dimensions	384mmX208mmX127.3mm					
Weight	2.8kg					
Power Source	100V~240V AC, 48Hz~63Hz, Auto selection, Power consumption					